

P.D.E.A's
Baburaoji Gholap College, Sangvi, Pune-27
Online Student Satisfaction Survey (SSS)
(2018-2019)

1) What percentage of syllabus is completed by teachers in the college?

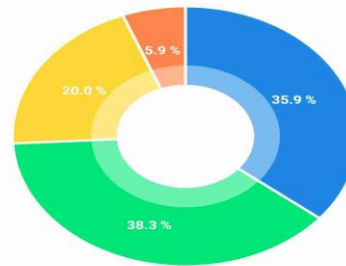
RESULTS

Choices	%	Count
100 percent	35.86	194
80 to 100 percent	38.26	207
60 to 80 percent	19.96	108
40 to 60 percent	5.91 %	32

1) What percentage of syllabus is completed by teachers in the college?

PIE CHART

- 100 percent - 194
- 80 to 100 percent - 207
- 60 to 80 percent - 108
- 40 to 60 percent - 32



2) What percentage of innovative, participative and experiential learning is practiced in the college?

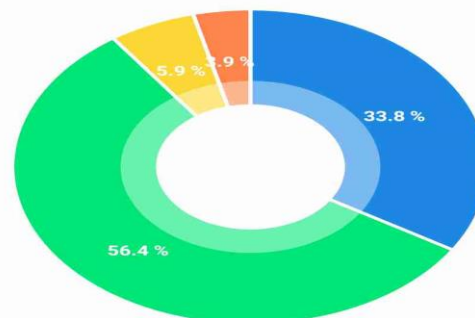
RESULTS

Choices	%	Count
In large scale.	33.83	183
Normal use.	56.38	305
Very small use.	5.91 %	32
Not at all	3.88 %	21

2) What percentage of innovative, participative and experiential learning is practiced in the college?

PIE CHART

- In large scale. - 183
- Normal use. - 305
- Very small use. - 32
- Not at all - 21



3) In the curriculum to what extent ICT tools are used?

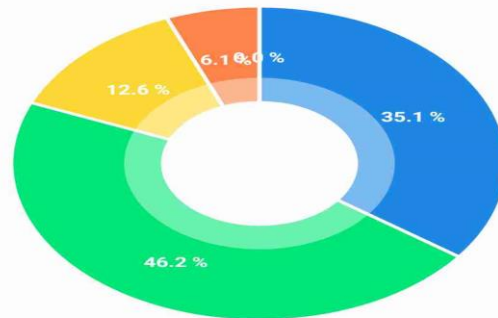
RESULTS

Choices	%	Count
To a great extent	35.12	190
To normal extent	46.21	250
Rarely used	12.57	68
Not at all	6.10 %	33
others	0.00 %	0

3) In the curriculum to what extent ICT tools are used?

PIE CHART

- To a great extent - 190
- To normal extent - 250
- Rarely used - 68
- Not at all - 33
- others - 0



4) How transparent are the examination activities in the college?

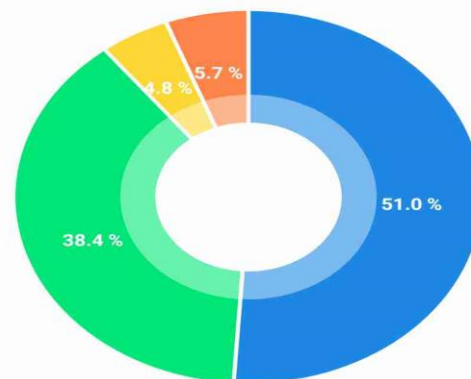
RESULTS

Choices	%	Count
Totally transparent	51.02	276
Normally transparent	38.45	208
Less transparent	4.81 %	26
No transparent ...	5.73 %	31

4) How transparent are the examination activities in the college?

PIE CHART

- Totally transparent - 276
- Normally transparent - 208
- Less transparent - 26
- No transparent at all - 31



5) To what extent you are satisfied for the library functioning of college?

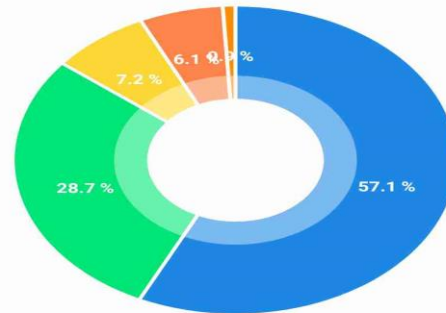
RESULTS

Choices	%	Count
Fully satisfied	57.12	309
Partially satisfied	28.65	155
Less satisfied	7.21 %	39
Not satisfied at all	6.10 %	33
others	0.92 %	5

5) To what extent you are satisfied for the library functioning of college?

PIE CHART

- Fully satisfied - 309
- Partially satisfied - 155
- Less satisfied - 39
- Not satisfied at all - 33
- others - 5



6) To what extent you are satisfied about the sports facilities in the college?

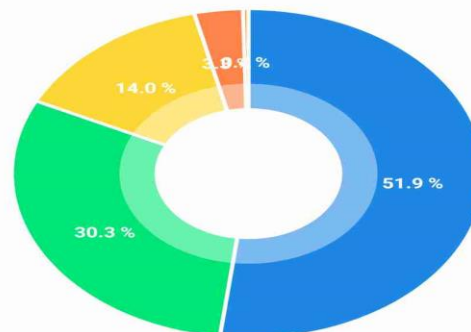
RESULTS

Choices	%	Count
Fully satisfied	51.94	281
Partially satisfied	30.31	164
Less satisfied	14.05	76
Not at all satisfied.	3.33 %	18
others	0.37 %	2

6) To what extent you are satisfied about the sports facilities in the college?

PIE CHART

- Fully satisfied - 281
- Partially satisfied - 164
- Less satisfied - 76
- Not at all satisfied. - 18
- others - 2



7) To what extent college helps in the the cultural and overall development of students?

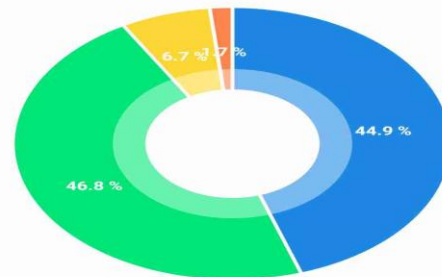
RESULTS

Choices	%	Count
To large extent	44.92	243
Normal extent	46.77	253
In the small Scale	6.65 %	36
Not at all.	1.66 %	9

7) To what extent college helps in the the cultural and overall development of students?

PIE CHART

- To large extent - 243
- Normal extent - 253
- In the small Scale - 36
- Not at all. - 9



8) To what extent you are happy regarding activities of NSS and NCC?

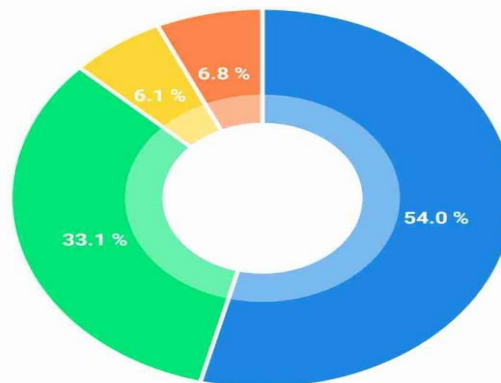
RESULTS

Choices	%	Count
To large extent	53.97	292
Normal extent	33.09	179
In the small Scale	6.10 %	33
Not at all	6.84 %	37

8) To what extent you are happy regarding activities of NSS and NCC?

PIE CHART

- To large extent - 292
- Normal extent - 179
- In the small Scale - 33
- Not at all - 37



9) To what extent you are happy about the administration of college?

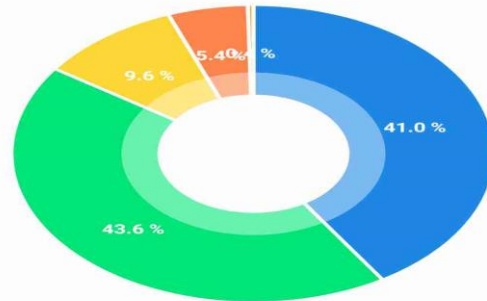
RESULTS

Choices	%	Count
Large extent	41.04	222
Normal extent	43.62	236
In the small scale	9.61 %	52
Not at all	5.36 %	29
others	0.37 %	2

9) To what extent you are happy about the administration of college?

PIE CHART

- Large extent - 222
- Normal extent - 236
- In the small scale - 52
- Not at all - 29
- others - 2



10) Your overall satisfaction about college?

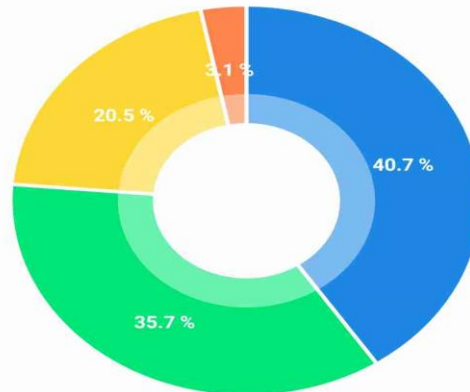
RESULTS

Choices	%	Count
Very happy	40.67	220
Satisfied	35.67	193
Happy	20.52	111
Not at all	3.14 %	17

10) Your overall satisfaction about college?

PIE CHART

- Very happy - 220
- Satisfied - 193
- Happy - 111
- Not at all - 17



Finding and Outcome of Online SSS

- 75% Students reported that more 80% syllabus is completed.
- 60% are happy with innovative, participatory and experiential learning.
- Around 46% students feel that adequate use of ICT teaching learning.
- Around 86% students experience transparency in examination process.
- Library functioning was appreciated by more than 60% students.
- Around 56% students are fully satisfied with sport facilities in the college.
- More than 90% students were happy for the cultural activity organized in college.
- More than 54% students expressed happiness about NSS and NCC activity.
- Around 44% students showed happiness about administrative activity.
- Around 75% students were happy about overall activity of the college.

Procedure of online SSS

Online student satisfaction is conducted using mobile app “surveyhert”. We prepared questionnaire of ten questions and the concerned link was shared with students on whatsapp, SMS and telegram through HOD. The link was open for 24 hours. Total 541 students submitted their feedback during that period. The report is prepared based on responses received on students.

Prepared By
Feedback Committee